



DUAL SHAFT SHREDDERS

DS-22020, DS-21025 & DS-21030

Ameri-Shred's Dual Shaft Shredders utilize a low speed, high torque design to easily shred a wide range of materials to a desired size.

Materials INCLUDE:

- Document Destruction
- E-Scrap & Hard Drives
- Secure Product Destruction
- Light Product Destruction
- Metal Stampings
- Plastics
- Textiles & Fibers
- Wood
- Paper & Cardboard - Edgings & Cores

Paper



Cardboard



Plastic



Hard Drives



Features & Options

BEARING PROTECTION

Shredded contaminants are prevented from reaching the bearings through the use of false walls and seals.

INDIVIDUAL CLEANING FINGERS

Reduces wrapping and material packing between the cutters, while being easy to remove and adjust.

CUSTOM LAYOUTS

System Engineers will work to ensure the shredder and supports fit seamlessly into your system.

CUTTER DESIGN

The number and length of hooks, as well as cutter width

and material are selected to maximize throughput at the required shred size.

AUTO SHAFT REVERSAL

Improves online reliability by reorienting material to grab, preventing overfeeding, and protecting against damage from unshreddable objects.

HIGH TORQUE, LOW SPEED TECHNOLOGY

Efficiently process bulk fed, tough to shred materials. Less downtime, noise and dust emission than high speed shredders.

DUAL SHAFT SHREDDERS

DS-22020, DS-21025 & DS-21030

MODELS: DS-22020, DS-21025 & DS-21030

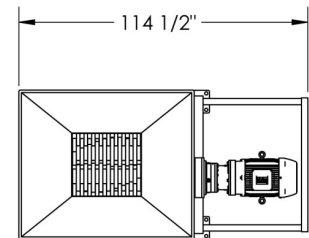
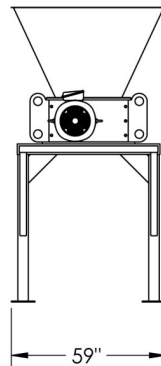
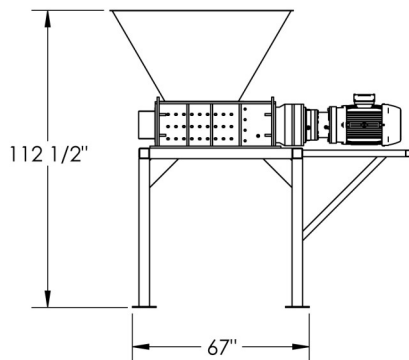
DRIVE	ELECTRIC
NUMBER OF MOTORS	One or Two
HORSEPOWER	Two 10 HP MOTORS One 25 HP MOTOR One 30 HP MOTOR
VOLTAGE	230/460V - 3 PHASE
CUTTER THICKNESS (nominal)	5/8", 3/4", 1", 1 1/2", 2"
CUTTER MATERIAL	4140 HT, AR500
CUTTER DIAMETER	10 3/8"
HEX SHAFT SIZE	4 1/4"
CUTTING CHAMBER (W X L)	24.5" W X 26.5" L



Hopper and Stand

ARE CUSTOM DESIGNED PER APPLICATION

Layout drawings are just a starting point



Let us provide you with a TURNKEY SOLUTION

Our team of experienced salespeople and system engineers take a special interest in what you need to shred. Everything from the cutter profile to the system layout is carefully considered to ensure you obtain the shred size and throughput you need. Our goal is to maximize the efficiency of your process with a shredder that fits seamlessly with your other equipment.

