

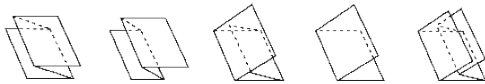
ES8500

Tabletop pressure sealer featuring a feeder capacity of up to 700 pressure seal forms to minimize reloadings.

Specifications

Speed, forms per hour	9,000
Form sizes, inches	Up to 14 depth, up to 9 width
Paper weights, pounds	20-28
Feeder capacity	700 pressure seal forms
Dimensions (W x L x H)	17 x 24 x 15
Weight, pounds	115
Electrical requirement	110v AC

Fold setting:




Large capacity elevator infeed table holds 700 pressure seal forms. Processes up to 9,000 forms per hour. Jam removal tool on front (operator) side for easy access. User friendly operator panel. Multi-sensor monitoring system. Built-in 350 sheet catch tray. Quick set manual fold setting. Optional inline kit to select printers for easy printer interface. Automatically detects double feeds.

Features




EASY USER INTERFACE

Includes auto stop and auto re-start function, electronic thickness detection, and batch counter.



REVERSE FRICTION ROLLER

Automatically detects, singulates, and corrects doubles without operator intervention for increased productivity.



OPTIONAL CONVEYOR OR VERTICAL STACKER

Optional auto-extending conveyor or vertical stacker can hold up to 650 processed forms.